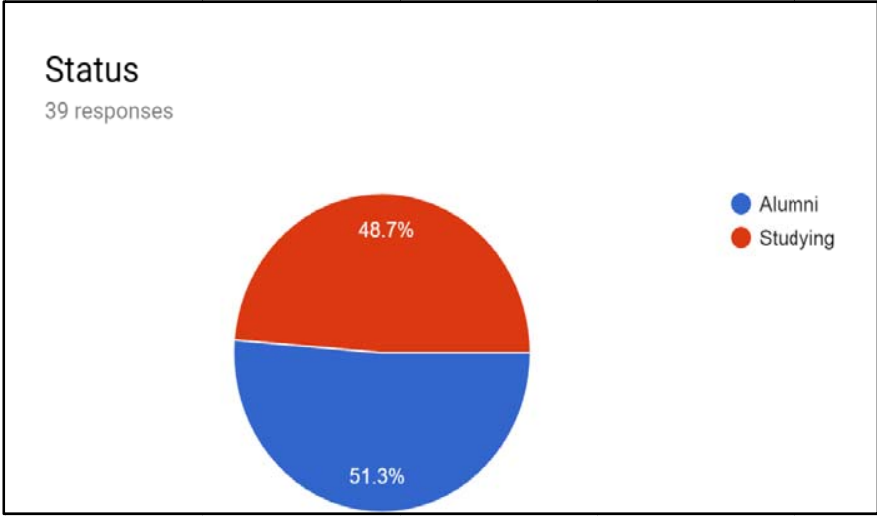
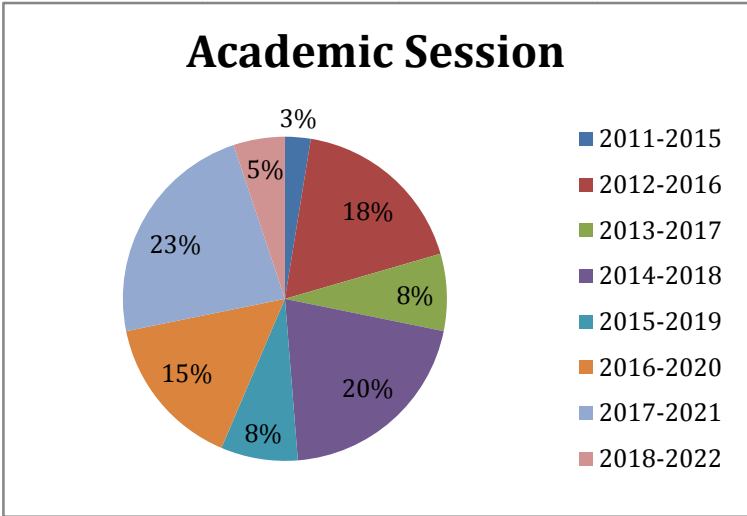
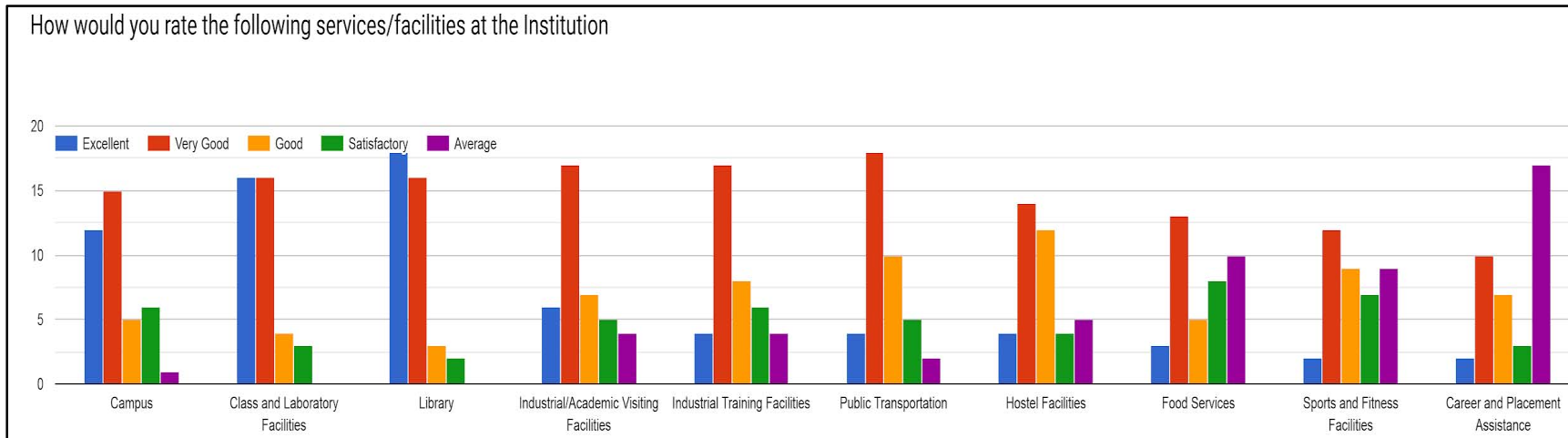
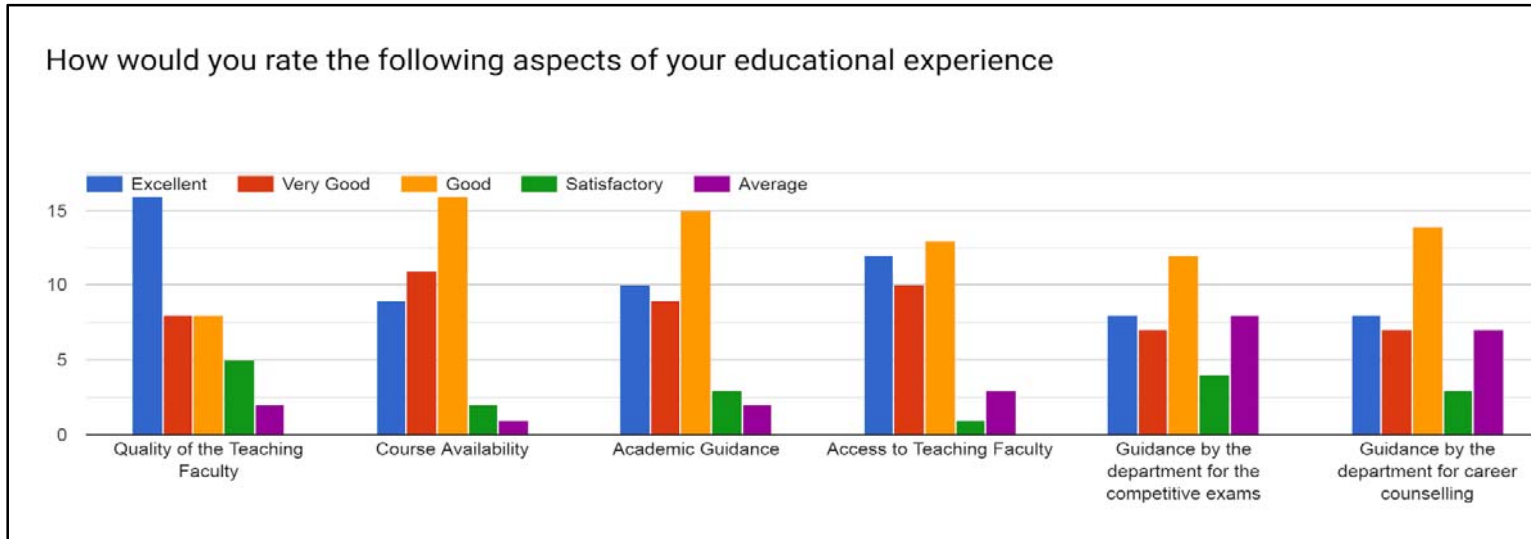


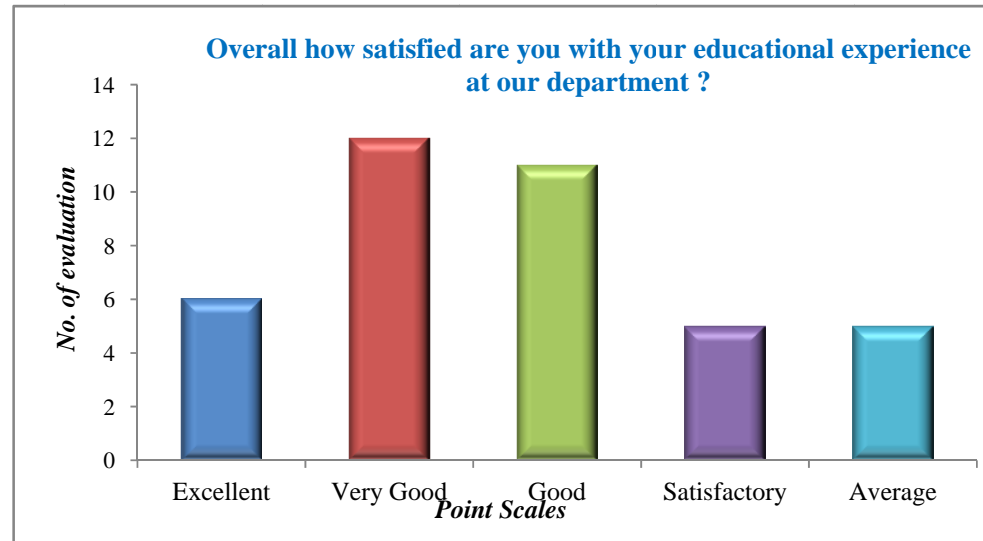
STUDENT SATISFACTION SURVEY

Analyzed Data of Civil Engineering Department 2018-19

Total Response	39
----------------	----







STUDENT SATISFACTION SURVEY

ANALYZED DATA OF CIVIL ENGINEERING DEPARTMENT 2018-19

Rating of Education Experience	Excellent	Very Good	Good	Satisfactory	Average	Rating
Quality of the Teaching Faculty	16	8	8	5	2	8.79
Course Availability	9	11	16	2	1	8.64
Academic Guidance	10	9	15	3	2	8.56
Access to Teaching Faculty	12	10	13	1	3	8.69
Guidance by the department for the competitive exams	8	7	12	4	8	8.08
Guidance by the department for career counseling	8	7	14	3	7	8.15
Rating on Educational Experience						8.49

Rating of Services and Facilities	Excellent	Very Good	Good	Satisfactory	Average	Rating
Campus	12	15	5	6	1	8.79
Class and Laboratory Facilities	16	16	4	3	0	9.15
Library	18	16	3	2	0	9.28
Industrial/Academic Visiting Facilities	6	17	7	5	4	8.41
Industrial Training Facilities	4	17	8	6	4	8.28
Public Transportation	4	18	10	5	2	8.44
Hostel Facilities	4	14	12	4	5	8.21
Food Services	3	13	5	8	10	7.77
Sports and Fitness Facilities	2	12	9	7	9	7.77
Career and Placement Assistance	2	10	7	3	17	7.41
Rating on Services and Facilities						8.35

Overall Rating	Excellent	Very Good	Good	Satisfactory	Average	Rating
No. of Responses	6	12	11	5	5	8.23